




# CENTRAL HYDRAULIC SYSTEMS



**Buyers**  
PRODUCTS COMPANY

**LIGHT - MEDIUM DUTY  
APPLICATIONS**



6381561




303861

HVC06




**Quality. Value. Availability.** The Buyers Products Company Central Hydraulic System (CHS) is unmatched in functionality with its small footprint design and controller providing convenient plow, spreader and hoist operation.



**Dump Hoist & Plow Controls**

*Directs plow and hoist functions*

- 4 & 6-Function options
- Hoist safety interlock system
- Detented plow switch



**Clutch Pump Kits (sold separately)**

*Circulates oil to respective parts*

- Meets demanding hydraulic requirements
- Fits most 1 ton & Super - Duty trucks
- Works with or without air conditioning




**Spreader Controller**

*Directs spreader functions*

- Controller unit for Auger-Conveyor, Spinner & Pre-wet
- Automatically switches between manual and auto modes for uninterrupted spreading
- Includes Garmin® GPS for proportional ground speed control





**Central Hydraulic System**

*Center for directional oil flow and plow, spreader, and hoist control*

- Cutting edge, space saving design
- In-tank return filter assembly for oil refinement
- 4 and 6-Function valve options (see back)



*In-tank filter assembly*



**Liquid Spray Systems (optional)**  
*Complete chemical dispersion systems*

- Works with spreaders for a more efficient material spread
- Systems include 30-60 gal. tanks, pump and controller
- Weather resistant pump enclosure





# Central Hydraulic System Valve Configurations



## 4-Function Valve


- 3 Position, 4-way hoist, raise/lower, one lower port relief
- Integrated flow control
- 11 GPM max flow (non-proportional for spool valves)
- Main relief 1300-3000 PSI set at 2150 PSI
- Port relief hoist 400-1900 PSI set at 600 PSI
- All ports are #8 JIC



## 6-Function Valve

- 3 Position, 3-way plow raise/lower
- 3 Position, 4-way plow angle, two-port reliefs
- 3 Position, 4-way hoist, raise lower, one port relief
- Integrated flow control
- 11 GPM max flow (non-proportional for spool valves)
- Main relief 1300-3000 PSI set at 2150 PSI
- Port relief angle 1300-3000 PSI set at 2150 PSI
- Port relief hoist 400-1900 PSI set at 600 PSI
- All ports are #8 JIC

For technical details, contact Buyers' hydraulic systems techline at 440-299-5251.



Buyers Products Company 9049 Tyler Blvd. Mentor, OH 44060  
440.974.8888 Toll-Free Fax 800.841.8003 www.buyersproducts.com